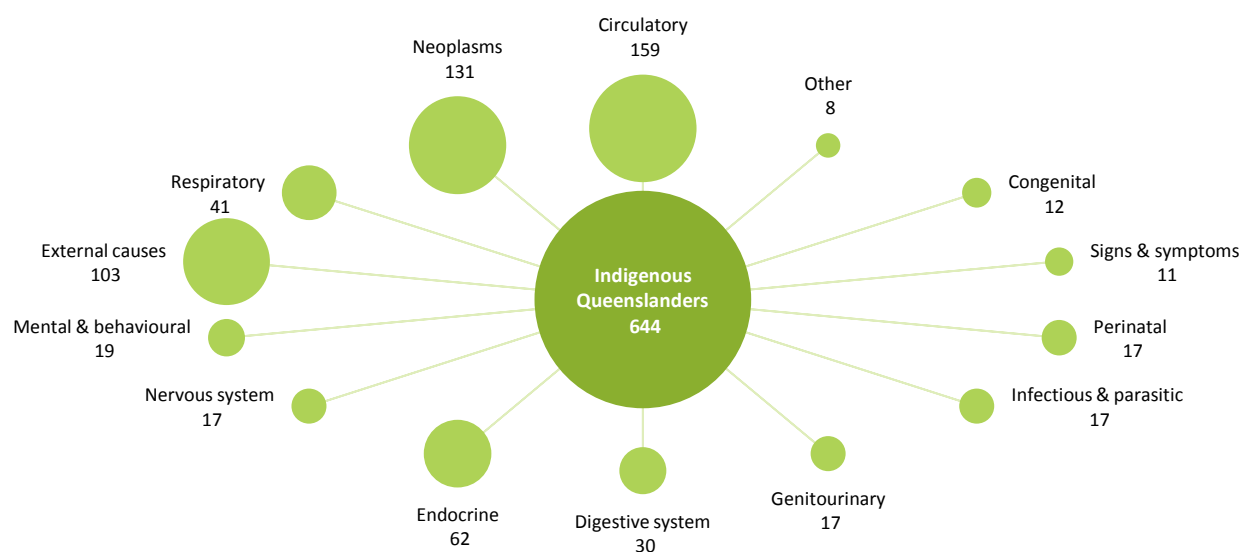
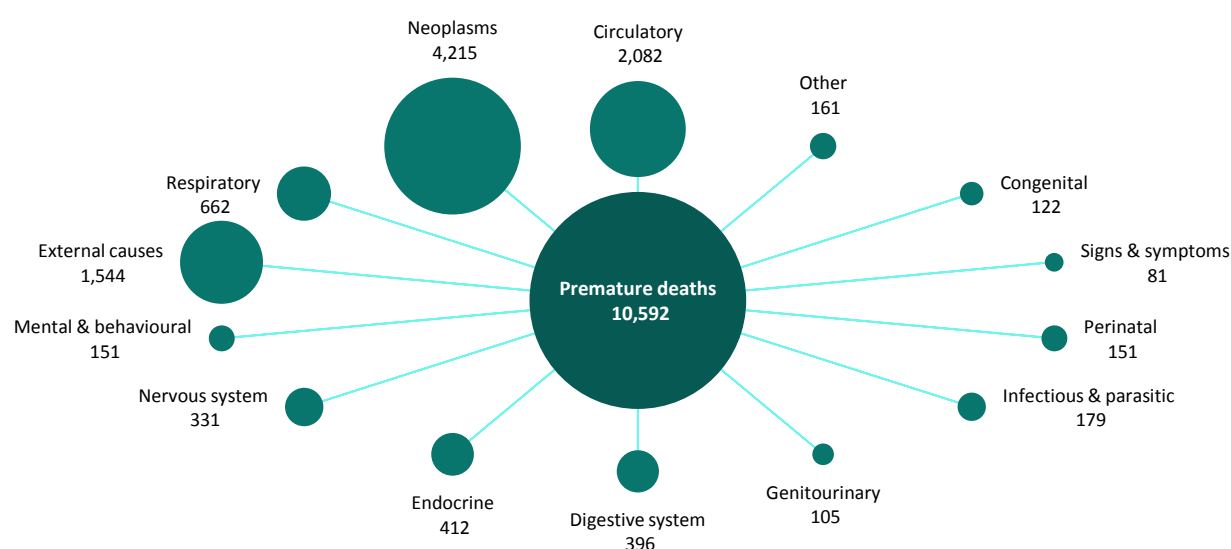
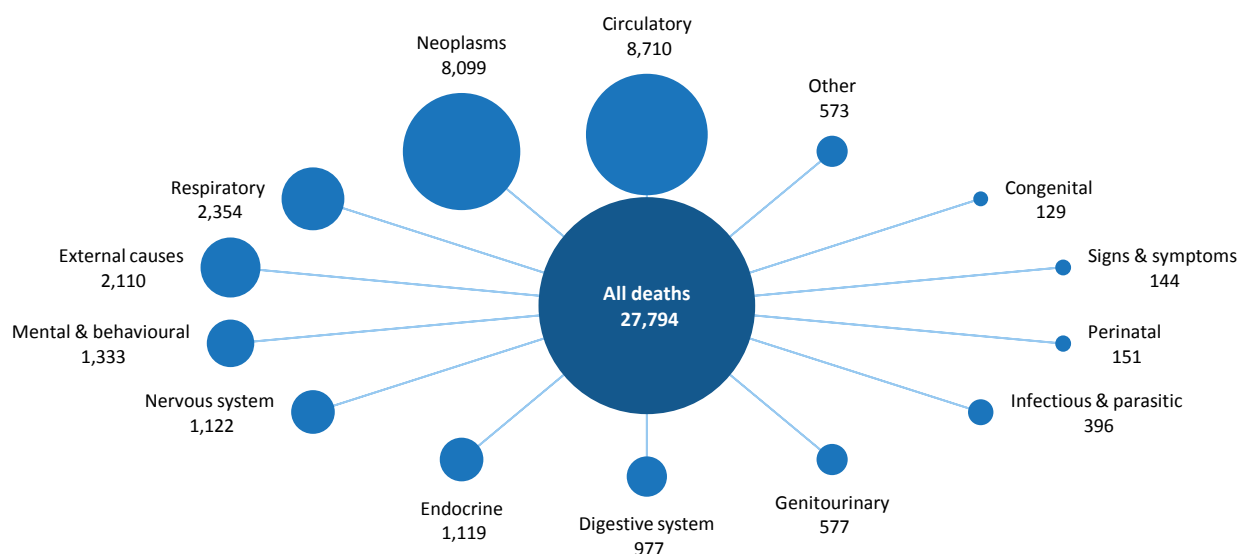


# The health of Queenslanders 2016. Report of the Chief Health Officer Queensland

## Deaths of Queensland residents by cause (2011)

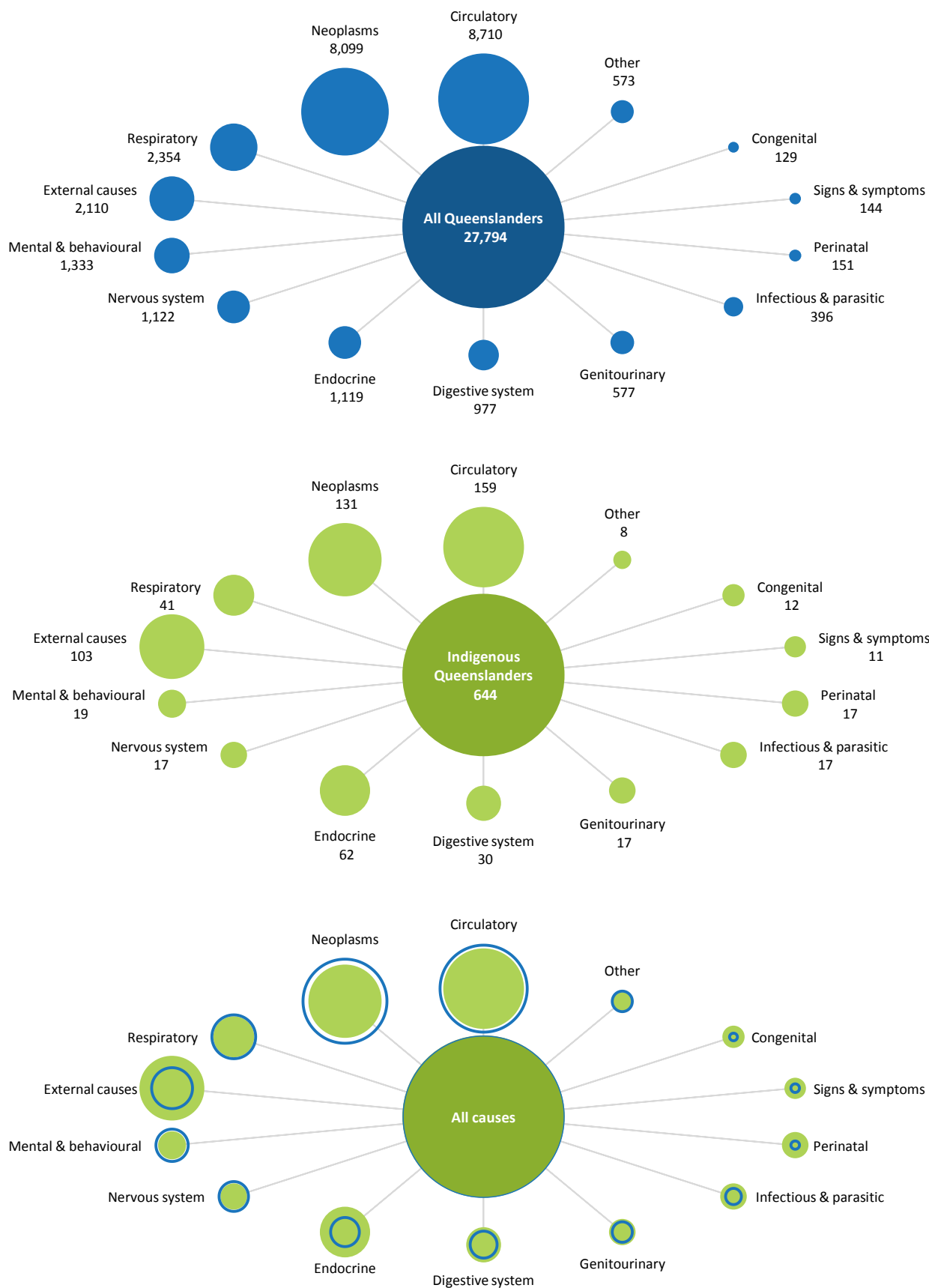


Source: Cause of Death Unit Record File, Australian Coordinating Registry

Note: Queensland deaths for 2014 by cause chapter are available on the Australian Bureau of Statistics website

## The health of Queenslanders 2016. Report of the Chief Health Officer Queensland

### Deaths of Queensland residents by Indigenous status and cause (2011)



Source: Cause of Death Unit Record File, Australian Coordinating Registry

Note: Queensland deaths for 2014 by cause chapter are available on the Australian Bureau of Statistics website

The bottom chart displays the proportionate distribution of Indigenous and non-Indigenous deaths by cause chapter. Indigenous deaths are represented by green shaded discs, and non-Indigenous by blue circles. It displays, for example, that a larger proportion of Indigenous deaths were from endocrine, nutrition and metabolic disorders compared to non-Indigenous.

## The health of Queenslanders 2016. Report of the Chief Health Officer Queensland

There were 27,794 deaths of Queensland residents in 2011, of these 38% (10,593) were premature (age at death <75 years), and 2% (644) were Indigenous Queenslanders. The proportional distribution of deaths by cause chapter is indicated in the above charts alongside the number of deaths.

Deaths were restricted to Queensland residents and those where age at the time of death is unknown were excluded. Data is based on year of death, the number of deaths may therefore change due to late registrations.

Deaths are classified by the underlying cause of death. Diseases groups are based on the International Classification of Diseases and Related Health Problems, Tenth Revision, Australian Modification (ICD-10-AM). The major diseases and conditions within the ICD chapters are displayed, and remaining deaths within each chapter are summed into a residual category 'other'.

The names of the ICD chapters and disease groups have been simplified in some instances for better display. The full names are listed below.

ICD Codes	Chapter names	Chart label
A00–B99	Infectious and parasitic diseases	Infectious & parasitic
C00–C97	Malignant neoplasms	Neoplasms
E00–E89/E90	Endocrine, nutritional and metabolic disorders including diabetes	Endocrine
F00–F99	Mental and behavioural disorders	Mental & behavioural
G00–G99	Nervous system and sense organ disorders	Nervous system
I00–I99	Diseases of circulatory system	Circulatory
J00–J99	Diseases of respiratory system	Respiratory
K00–K93	Diseases of the digestive system	Digestive system
N00–N99	Diseases of the genitourinary system	Genitourinary
P00–P96	Conditions originating in perinatal period	Perinatal
Q00–Q99	Congenital anomalies	Congenital
R00–R99	Symptoms, signs and abnormal findings	Signs & symptoms
V01–Y98	External causes of morbidity and mortality	External causes
Other	Other	Other

### *For more information:*

Population\_Epidemiology@health.qld.gov.au  
www.health.qld.gov.au/cho\_report